



Buy it for looks. Buy it for life.®

**DESCRIPTION**

- Duralock™ quick connect system
- Metal construction with various finishes identified by suffix
- 1/2" IPS connections

**OPERATION**

- Lever style handles
- Maximum handle rotation angle is 90° to full on for either handle
- Hot side counterclockwise to open (clockwise to close)
- Cold side clockwise to open (counterclockwise to close)


**FLOW**

- Water usage is limited to these maximum flow rates as indicated by the corresponding product markings
  - ° 1.2 gpm max (4.5L/min) at 60 psi

**CARTRIDGE**

- 1234™ Duralast™ cartridge
- Nonmetallic, nonferrous and stainless steel material


**STANDARDS**

- Third party certified to WaterSense®, ASME A112.18.1/CSA B125.1, and all applicable requirements referenced therein
- Certified to NSF 61/9 & 372
- Products marked with 1.2 gpm are compliant with California water efficiency regulations
- Complies with California Proposition 65 and with the Federal Safe Drinking Water Act
- **ADA**  for lever handles

**WARRANTY**

- Lifetime limited warranty against leaks, drips and finish defects to the original homeowner
  - 10 year limited warranty when used in a multifamily installation
  - 5 year limited warranty when used in a commercial installation
- Visit [www.moen.com/support](http://www.moen.com/support) for complete details and limitations

# Specifications

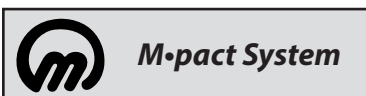
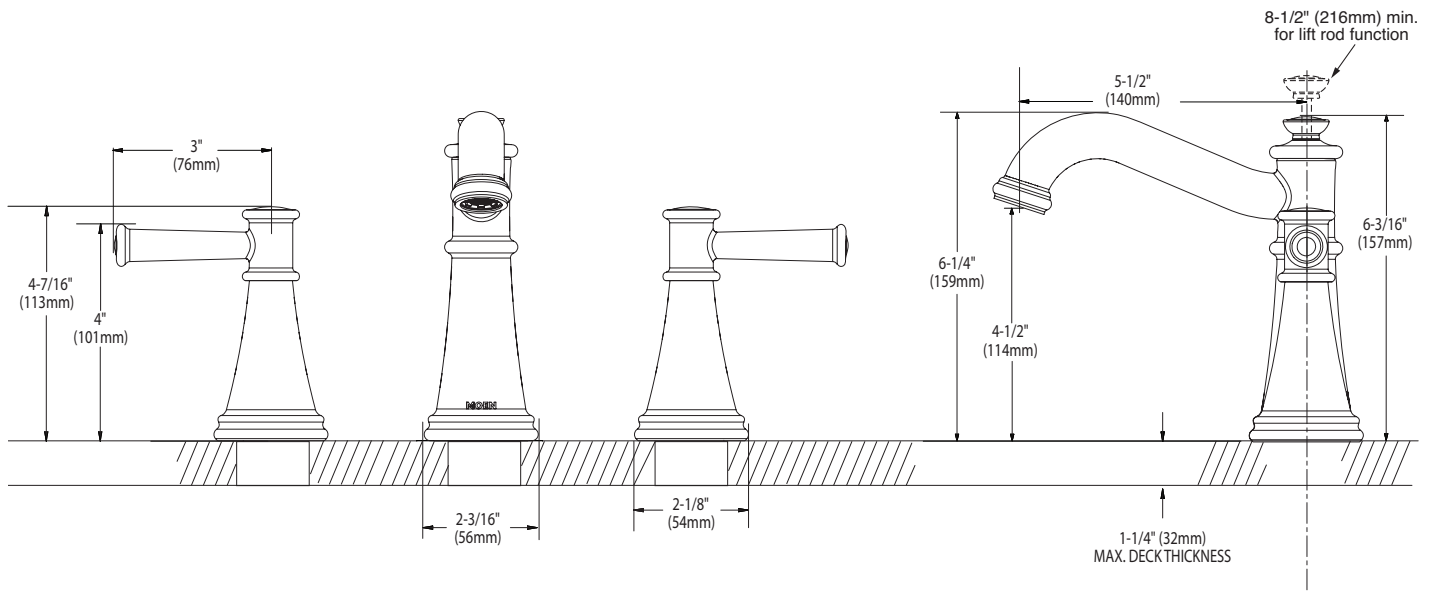


## Belfield™ Two Handle Widespread Lavatory Faucet Trim

**Models:** T6405 series (level handle)  
**Valve:** 9000, 69000

**NOTE:** THIS FAUCET IS DESIGNED TO BE INSTALLED THRU 3 HOLES, 1-1/8" MIN. DIA.

**NOTE:** FOR DECK THICKNESS 1-1/2" TO 3", USE SERVICE KIT #175709. VALVES INSTALL THROUGH 1-1/4" DIA. HOLE.



### CRITICAL DIMENSIONS (DO NOT SCALE)

**FOR MORE INFORMATION CALL: 1-800-BUY-MOEN**  
[www.moen.com](http://www.moen.com)